
















Lesson # 4 – Números - Numbers

🎵 I listened and recited the rhyme “Quince Galletas ” at least 3 times.

_____ (Parent Initials)

Instructions: Trace each number word and say the number as you write it. Cut the rectangles out, fold along the center line, and tape them together to make number flash cards. Mix them up. Practice counting the smiley faces in Spanish and checking to see if you got to the correct number. Next, look at the number on one side and try to say the number word. See how fast you can do this without making errors.

	1	uno
	2	dos
	3	tres
	4	cuatro
	5	cinco
	6	seis
	7	siete
	8	ocho

	9	nueve
	10	diez
	11	once
	12	doce
	13	trece
	14	catorce
	15	quince